




FEEDBACK

MARCH 2011



COMMENTS

Every month we gather material from all over, Luckily several members submit comments and ideas and even columns that we use. This month several ideas came from columns written by Dan KB6NU. Also, the ARRL sends out e-letters on contesting, propagation and ARES activities as well as frequent bulletins on concerns of the amateur community. Among which are political concerns.

The second page of this newsletter is concerned with the HR 607. The loss of more of our 400 MHz band is shown to be in more danger. In addition to the market markers tacked onto sales items existing in this band, there have been medical equipment frequency requests, the functional loss of stations too close to the Canadian border, the sharing as a secondary user with respect to military radar. Please read and take action as requested in the columns.

I have difficulty in understanding why some hams don't join the ARRL. The ARRL presents amateur radio to the government and it and its sister organizations in other nations work effectively keeping a place in the world communications.

What does the ARRL do? A listing of the goals for this year is listed below.

- Expansion of the "reasonable accommodation" of Amateur Radio antennas to all forms of land use regulation;
- Opposition to the reallocation of amateur spectrum;
- Opposition to legislation that diminishes the rights of federal licensees in favor of unlicensed emitters;
- Seeking recognition of the unique attributes of the Amateur Radio Service in any legislation addressing communications in emergencies, disasters and homeland security matters;
- Supporting the legislative objectives of other radiocommunication services that require spectrum access and protection from interference for noncommercial purposes that benefit the public;
- Opposition to distracted driving legislation that does not exempt two-way mobile transmitters operated by FCC licensees, and
- Supporting The FCC Commissioners' Technical Resource Enhancement Act.

THE STAR SPANGLED BANNER

On March 3, 1931, President Hoover signed an act of Congress making "The Star Spangled Banner," the national anthem of the United States. Congress had been petitioned by over five million to adopt the song as the national anthem following decades of use by the military as their anthem

This happened in spite of the claim by many that it was not singable. There might be truth to this claim from the evidence given by many singers attempting to sing this before the start of ballgames or races.

The Star Spangled Banner is the result of the marriage of a poem by Francis Scott Key, "The Defense of Fort McHenry," and a song supposedly written by John Stafford Smith, "The Anacreontic Song."

While it is of interesting enough to know the background of the poem, it is perhaps more so in finding the shadowy background of the music. Supposedly the song also known as "To Anacreon in Heaven," was the official song of the Anacreontic society, an 18th century gentlemen's club wherein the successful singing of the song indicated that the singer was sober enough to swig down another drink..

(Ed Note: We must credit Dan KB6NU for much of the above.)

A HAM IN CONGRESS

When US Representative Greg Walden, W7EQI (R-OR), learned December 16 that he would be chairing the House Subcommittee on Communications, Technology and the Internet when the 112th Congress convened in January, he let the world know about it by tweeting the news in Morse code. "Just the ham radio operator in me having fun," he posted to his official Web page. The subcommittee has jurisdiction over "interstate and foreign telecommunications including, but not limited to all telecommunication and information transmission by broadcast, radio, wire, microwave, satellite or other mode."

ARRL Chief Executive Officer David Sumner, K1ZZ, was pleased to hear the news: "We're delighted that the subcommittee is in the hands of such a well-qualified chairman. Greg was an early cosponsor of HR2160, and while he may not always be able to agree with every ARRL position, we know his door will always be open to us."



HELP SAVE 440 MHz FIGHT HR 607

From Jim Weaver K8JE

You have probably heard that our 440 MHz band is being attacked by a bill introduced into the US House of Representatives. In its current form, HR 607 would take away the 420-440 MHz segment presently allocated to Amateur Radio on a secondary basis as our 70 cm band.

Along with certain other segments not allocated to Amateur Radio, the 420-440 MHz segment would become part of a spectrum "give back" involved in allocating 758-763 and 788-793 MHz for a Public Safety broadband network.

The concept of this network has merit. Everyone wants first responders to have the radio systems they need in order to protect themselves and us. However, there is absolutely no need to take our 440 MHz band in making it happen. We need to let our US Representatives know we oppose the current form of HR 607.

To let your US Representative know you oppose the present bill, go to <http://www.kd4pyr.net/hamletter.htm> and follow the simple instructions.

All that is needed is for you to insert your call sign where indicated and follow the simple instructions. The name and address of your US Representative will automatically be put into the letter, as will your name and address. It will be ready to be printed and signed.

IMPORTANT: Please be sure to observe the following once you have printed your letter:

- Be sure to sign it. Letters without a handwritten signature are not effective.
- Signed letters can be sent by fax or

postal mail. They can also be scanned into PDF format and e-mailed as a file attachment. Please send the signed letters to John Chwat. Mr. Chwat is our legislative spokesman in Washington. His addresses are: US postal mail:

John Chwat, Chwat & Co., Suite 103, 625 Slaters Lane, Alexandria, VA 22314.

E-mail: john.chwat@chwatco.com. Fax number: (703) 684-7594.

- Do not send this letter or any letter about HR 607 to your US Senators at this time. The bill is only in the US House of Representatives. Letters sent on HR 607 to US Senators will merely waste their time and demonstrate lack of knowledge of how our system of government works.

Why should the letter be mailed to John Chwat? There are two reasons. First, all postal mail to members of the US House (and other government bodies) is delayed 6 to 8 weeks in being searched for hazardous materials that may be included in them. Second, Mr. Chwat will increase the value of your individual letter by combining it with others and delivering the stack of letters directly to your Representative's office. This manner of delivery makes a particular impact on our Congressmen.

If you feel it necessary to mail your letter directly to your Representative, do it. However, please also send a signed copy of it to Mr. Chwat for the reasons outlined above.

For your information, the letter generating utility will be open for use by any US amateur for at least a couple of weeks.

Thanks for your help and support in this important effort. Please let me know if you have any questions or suggestions.

AND

Other actions by our legislative representatives that are of importance to nearly all hams include the introduction in late January Senate Bill 191, which parallels the house bill HR 81. These bills are a reintroduction of similar legislation in 2009 that didn't progress far enough through the legislative maze to achieve passage. Evidently our congressional persons did not think they were of sufficient importance. Why? Probably because the support of the amateur community was lacking!

The bills call for a report within 180 days of the bill becoming law. That report studies the importance of amateur communications during various homeland security missions that threaten lives and property in the United States as well as identifying what would improve the ability of amateurs to provide that communication effectively. It would identify those impediments to the amateur effectiveness such as unnecessary or unreasonable restrictions or regulations on residential antenna uses.

Letters to Senator Joe Lieberman. Senator Susan Collins and Representative Sheila Jackson Lee in support of their activities might well be helpful in getting passage in both houses (the previous Senate Bill was passed, the House bill was delayed in committee.) It would be best to address such letters and letters seeking the support of your Representative and Senators through Mr. Chwat as in the above article.

Board of Directors

President

Gary Williams
N8QC
n8qc@arrl.net

Vice President

Dave Ashbolt
K8OLY
k8oly@arrl.net

Secretary

John Davidson
W8JRD
w8jrd@arrl.net

Treasurer

Don Larkin
W8RVT
w8rvt@arrl.net

Past President

Bob Kingsbury
AC8GL
Kings-boo@yahoo.com

Advisory Committee

Public Information Officer

Lewis (Lou) Ryason
WB8WXS
wb8wxs@mei.net

Trustee

Russ Beutler
N8UU
n8uu@mei.net

Technical Engineer

David Gerber
AB8HK
david@mei.net

Editor

Marion Davidson
WA8MFL
wa8mfl@arrl.net

SMARS Web Site
www.w8df.com

**All correspondence
should be addressed to**

SMARS
P. O. box 934
Battle Creek, MI. 49016

DEER

Why we shoot deer in the wild. A letter from someone who wants to remain anonymous, who farms, writes well and actually tried this.

I had this idea that I could rope a deer, put it in a stall, feed it up on corn for a couple of weeks, then kill it and eat it. The first step in this adventure was getting a deer. I figured that, since they congregate at my cattle feeder and do not seem to have much fear of me when we are there (a bold one will sometimes come right up and sniff at the bags of feed while I am in the back of the truck not 4 feet away), it should not be difficult to rope one, get up to it and toss a bag over its head (to calm it down) then hog tie it and transport it home.

I filled the cattle feeder then hid down at the end of my rope. The cattle, having seen the roping thing before, stayed well back. They were not having any part of it. After about 20 minutes, my deer showed up --- 3 of them. I picked a likely looking one, stepped out from the end of the feeder, and threw my rope. The deer just stood there and stared at me. I wrapped the rope around my waist and twisted the end so that I would have a good hold.

The deer still just stood there and stared at me, but you tell it was mildly concerned about the whole rope situation. I took a step towards it, I put a little tension on the rope ..., and then received an education. The first thing I learned is that, while a deer may just stand there looking at you funny while you rope it, they are spurred into action when you start pulling on the rope.

That deer EXPLODED. The second thing I learned is that pound for pound, a deer is a LOT stronger than a cow or a colt. A cow or a colt in that weight range I could fight down with a rope and with some dignity. A deer --- no Chance. That thing ran and bucked and twisted and pulled. There was no controlling it and certainly no getting close to it. As it jerked me off my feet and started dragging me across the ground, it occurred to me that having a deer on the end of a rope was not nearly as good an idea as I had originally imagined. The only upside is that they do not have as much stamina as many other animals.

A brief 10 minutes later, it was tired and not nearly as quick to jerk me off my feet and drag me when I managed to get up. It took me a few minutes to realize this, since I was mostly blinded by the blood flowing out of big gash in my head. At that point I had lost my taste for corn-fed venison. I just wanted to get that devil creature off the end of that rope.

I figured that if I just let it go with the rope hanging around its neck. It would likely die slow and painfully somewhere. At the time, there was no love at all between me and that deer. At that moment, I hated the thing, and I would venture a guess that the feeling was mutual. Despite the gash in my head and several large knots where I had cleverly arrested the deer's momentum by bracing my head against various rocks as it dragged me across the ground. I could still think clearly enough to recognize that there was a small chance that I shared some tiny amount of responsibility for the situation we were in. I didn't want the deer to have to suffer a slow death, so I managed to get it lined back up in between my truck and the

feeder -- a little trap I had set before hand ... kind of like a squeeze chute. I got it to back in there and I started moving up so that I could get my rope back.

Did you know that deer bite? They do! I never in a million years would have thought that a deer would bit somebody, so I was very surprised when ... I reached up there to grab that rope and the deer grabbed hold of my wrist. Now when a deer bites you, it is not like a being bit by a horse where they bite you and slide how to then let go. A deer bites you and shakes its head -- almost like a pit bull. They bite HARD and it hurts. The proper thing to do when a deer bites you is probably to freeze and draw back slowly. I tried screaming and shaking instead. My method was ineffective.

It seems like the deer was biting and shaking for several minutes, but it was likely only several seconds. I, being smarter than a deer (though you may be questioning that claim by now) tricked it. While I kept it busy tearing the tendons out of my right arm, I reached up with my left arm and pulled that rope loose. That was when I got my final lesson in deer behavior for the day.

Deer will strike at you with their front feet. They rear right up on their back feet and strike right about the head and shoulder level, and their hooves are surprisingly sharp ... I learned a long time ago that, when an animal- like a horse -- strikes at you with their hooves and you can't get away easily, the best thing is try to make a loud noise and make an aggressive move towards the animal. This will usually cause them to back down a bit so you can escape.

This was not a horse. This was a deer, so obviously, such trickery would not work. In the course of a millisecond, I devised a different strategy. I screamed like a woman and tried to turn and run. The reason I had always been told NOT to try and run from a horse that paws at you is that there is a good chance that it will hit you in the back of the head. Deer may not be so different from horses after all, besides being twice as strong and 3 times as evil, because the second I turned to run, it hit me in the back of the head and knocked me down.

Now, when a deer paws at you and knocks you down, it does not immediately leave. I suspect it does not recognize that the danger had passed. What they do instead is paw your back and jump and down on you while you are laying there crying like a little girl and covering your head.

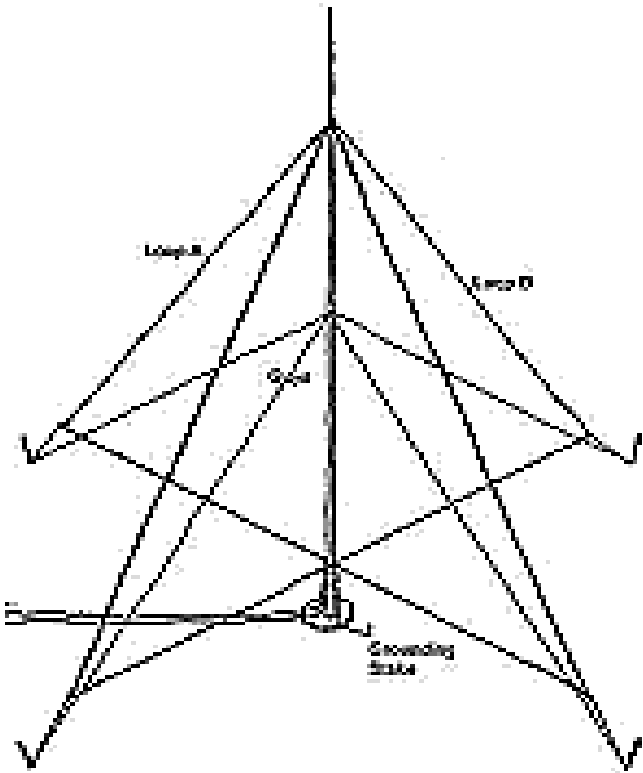
I finally managed to crawl under the truck and the deer went away. So now I know when people go deer hunting they bring a rifle with a scope ... to sort of even the odds!

FOXHUNTING WORLD SERIES

WRTC 2014, Inc., host of the 2014 World Radiosport Team Championship competition, is pleased to announce that it has received a significant financial contribution from the Northern California DX Foundation (NCDXF). "We appreciate this early show of support from NCDXF," said Doug Grant, K1DG, Chairman of WRTC-2014. "We intend to follow the example set in previous WRTC competitions to provide a high level of competition on an unbiased playing field. In addition, we intend to use the event to promote amateur radio competition to a wider audience inside and outside the hobby." To provide assistance with WRTC-2014 fund raising efforts, the Northern California DX Foundation has established a special account to receive tax-deductible donations of \$100 or more from individuals. Donations to this account should be made by checks payable to NCDXF, but with the notation "WRTC-2014," and mailed to the WRTC-2014 Fund, NCDXF, Rusty Epps W6OAT, 651 Handley Trail, Emerald Hills, CA 94062 USA.

For information on sponsorship, or for general information about WRTC-2014, contact WRTC Chairman, Doug Grant, K1DG, via e-mail at k1dg@wrtc2014.org. This is a good opportunity to help the next WRTC get off to a fast start!

K9AY developed the allband antenna below. There are good reports of users. Designed for small lots.



OPERATING TIP

The old testers know this, but the ham just getting into contesting might not and the initial try could be so discouraging that "never again" syndrome might arrive on the scene.

Within the modern contest capable transceiver is the capability of instantly locating a signal. The instance illustrated below is an example of what happens when many users hear a desired station at the same time. As is pointed out, use the big knob. You might be heard!

Rick "The Locust" K6VVA was operating from KP2CW in the ARRL CW DX contest - by remote control, no less - and noted not just the usual packet-pileups, but "everyone was exactly ZERO BEAT (or within a few Hz) apparently as a result of point-and-click with no single station loud enough to rise above the pack." Needless to say, this makes high-rate operation well-nigh impossible. The technology of cycle-resolution frequency control and accuracy has unintended consequences! The solution? When selecting spots point-and-shoot style, take your hand off the mouse and wiggle the big knob in the middle of your radio before launching your call sign.

DUHH!

Want to bet that this guy also invented perpetual motion or a government without politics?

US Patent 6025810

"A method to transmit and receive electromagnetic waves which comprises generating opposing magnetic fields having a plane of maximum force running perpendicular to a longitudinal axis of the magnetic field; generating a heat source along an axis parallel to the longitudinal axis of the magnetic field; generating an accelerator parallel to and in close proximity to the heat source, thereby creating an input and output port; and generating a communications signal into the input and output port, thereby sending the signal at a speed faster than light. "

AND a patent was granted!

BEST EVER SENIOR CITIZEN JOKE

A little silver-haired lady calls her neighbor and says, "Please come over here and help me. I have a killer jigsaw puzzle, and I can't figure out how to get started."

Her neighbor asks, "What is it supposed to be when it's finished?"

The little silver haired lady says, "According to the picture on the box, it's a rooster."

Her neighbor decides to go over and help with the puzzle.

She lets him in and shows him where she has the puzzle spread all over the table.

He studies the pieces for a moment, then looks at the box, then turns to her and says,

"First of all, no matter what we do, we're not going to be able to assemble these pieces into anything resembling a rooster."

He takes her hand and says, "Secondly, I want you to relax. Let's have a nice cup of tea, and then," he said with a deep sigh Let's put all the Corn Flakes back in the box."

HINT

Gall - yes, a lot of operators seem to have no shortage of it, but what's in mind here is a type of "cold-welding" in which the surfaces of threads break down and lock together. This is a particular problem with stainless steel fasteners. The solution is to use an anti-galling lubricant and tighten the fasteners slowly. This will save all sorts of grief in antenna work where stainless steel screws are used on aluminum tubing or sheet.

PUZZLE

It can be shown that if a current flows through a wire, it cause a magnetic field to occur. It can also be shown that if we move a magnet around a wire a current develops in the wire. Thus each causes the other. But neither can exist without the other. Therefore they must exist simultaneously. But how can they when one causes the other? Is this a which came first the chicken or the egg problem?

SOLDERING THE PK259

Don't care for your soldering on the PL 259? Here are some links to places that guarantee "perfection."

<http://www.arrl.org/files/file/Technology/tis/info/pdf/7308016.pdf>
<http://www.k0bg.com/coax.html>
http://www.ddxg.net/old/solder_central.htm
<http://www.k3lr.com/engineering/pl259/>
<http://ac6v.com/techref.htm>
<http://www.n3sh.org/PL259.pdf>
<http://www.hcarc.us/articles/soldering%20PL-259%20connectors.htm>
<http://www.qsl.net/co8tw/coax.htm>

Some YouTube videos that might be good to watch:

<http://www.youtube.com/watch?v=n1nabA6yMol>
http://www.youtube.com/watch?v=l_NU2ruzyc4
<http://www.youtube.com/watch?v=krxTfZCFptk>
<http://www.youtube.com/watch?v=MHNda2Wvk8I>
<http://www.youtube.com/watch?v=COqGkYMOA44>
http://www.youtube.com/watch?v=j-_pnc-Qqm8
<http://www.youtube.com/watch?v=9zYtQFJLvR8>
<http://www.youtube.com/watch?v=CuH3dWHipKI>
<http://www.youtube.com/watch?v=hQFpYN2FPN0>
<http://www.youtube.com/watch?v=BLfXXRfRlZy>
<http://www.youtube.com/watch?v=AODnGUMi7IQ>
<http://www.youtube.com/watch?v=yEo5XJPMBVQ>
solder for those copper jpoles
<http://www.youtube.com/watch?v=B35P2ABDWUA>

Suggested by Don KB9UMT

The Lost Art of Cable Lacing

By Dan Romanchik, KB6NU

The Make: magazine blog is a wealth of information for amateur radio operators. Recently, they ran a post on what they consider to be on the "lost technology" of cable lacing <<http://blog.makezine.com/archive/2009/07/lost-knowledge-cable-lacing.html>>.

The blog post does a great job of explaining the technique and includes several illustrations. One of them [lost_knowledge_cable_lacing/cableLacing6b.gif](http://blog.makezine.com/archive/2009/07/lost-knowledge-cable-lacing.html) is a drawing from an old ARRL handbook. There is also a link to the Wikipedia page on cable lacing <http://en.wikipedia.org/wiki/Cable_lacing>.

Nowadays, we mostly use zip ties to bundle cables, but there are disadvantages to using them. For one thing, to apply them properly, you should have a tool that controls how tightly the zip tie holds the wires. This is to prevent crushing the insulation.

Also, I've found that zip ties don't do so well when the cable has only two or three wires. They're just not designed to hold so few wires. I think that cable lacing would do a much better job of keeping a small bundle of wires together, say wires that connect front panel components to a PC board.

Cable lacing certainly looks much cooler than zip ties. This is the perfect technique for those homebrewers that want to make their projects look great as well as work great.

I asked on my blog, "Now, where can I find the 'wax-impregnated cotton or twine'?" and my readers came through. Hamilton said, "Apparently you find wax string here: <http://www.kitkraft.biz/product.php?productid=1496>. I remember using it for something as a kid, but I can't place it." Ron McKenz wrote, "I notice that a number of telco vendor sell waxed lacing cord. Here are a few URLs:

<http://www.sourcetelsupply.com/catalog/index.php?cPath=27>,
<http://www.tessco.com/yts/resourcecenter/pdfs/clablelacing-FAQ.pdf>, and
<http://www.oelsales.com/product.cfm/267/>.

Ned, WB4KBO, said, "I would suggest a large roll of dental tape and a large-diameter curved sewing needle for fabricating harnesses. I was told that this was the material of choice for lacing harnesses when I worked at Heath Company many years ago. Makes sense to me. Buy it at Meijer for an occasional harness, or a dental wholesale supply house if you are going into production. Also great stuff for kite rigging, vine lacing and many other things."

Mike, WA6ARA wrote, "What you want is Mil-T-43435. It is better than a cord, it is a flat weave tape, nylon, and waxed. It is made for cable lacing but is used now in the parachute industry as "super tack" Item OT1050 at <http://www.paragear.com>"

So, there you have it. Links to show you how to do it, and a couple more links for where to find the lacing material. I now expect all of our homebrew to look a lot neater.



HAMFESTS

03/19/2011 Marshall MI
 Crossroads Hamfest (SMARS)
 Southern Michigan Amateur Radio Society
 Marshall Activity Center
 15325 West Michigan Avenue
<http://www.w8df.com/hamfest.html>
 Talk-In: 146.66 (PL 94.8)
 Contact: John Davidson , W8JRD
 30 Mill Road, Battle Creek, MI 49014
 Phone: 269-339-1908
 Email: crossroadshamfest@gmail.com

04/02/2011 Lowell MI
 Amateur Radio Group of Youth in Lowell Hamfest (ARGYL)
 Lowell High School
 11700 Vergennes Street
 Lowell, MI 49331
<http://www.argyl.org>
 Talk-In: 146.620 & 145.270 (both PL 94.8)
 Contact: Al Eckman , WW8WW
 725 Bowes Road, Apt. K6 Lowell, MI 49331
 Phone: 616-450-4332
 Email: al.eckman@comcast.net

04/16/2011 Milford MI
 Milford Amateur Radio Club
 Location: Milford High School
 2380 Milford Road
 Highland, MI 48356
<http://www.qsl.net/w8ydk>
 Talk-In: 145.49 (PL 67); 146.52 (backup)
 Contact: Rose Moore , KC8NQJ
 1383 Sylvan Drive Hartland, MI 48353
 Phone: 810-632-5174
 Email: kc8ide@comcast.net

05/07/2011 Cadillac MI
 Wexaukee ARC
 Cadillac Junior High School
 500 Chestnut Street
 Cadillac, MI 49601
<http://www.wexaukeearc.org/index.html>
 Wexaukee ARC
 Talk-In: 146.980 (no tone)
 Contact: Alton McConnell , NU8L
 PO Box 163 Cadillac, MI 49601
 Phone: 231-876-1485

SKYWARN TRAINING

PLEASE MARK YOUR CALENDER.
 MARCH 26th 9:00 AM TO 11:00 AM BASIC AND
 1:30 PM TO 3:30 PM FOR ADVANCED.

LAKEVIEW MIDDLE SCHOOL @ 28TH AND COLUMBIA.
 THIS IS A MANDATORY TRAINING EXERCISE. PLEASE
 BE THERE.

THANKS

Ken Nierman E46 KC8QNQ
 City of Battle Creek and Calhoun County:A.R.E.S/
 R.A.C.E.S./ Skywarn Emergency Coordinator &
 Southwest Michigan Emergency Response Team/
 Search and Rescue

ARES/RACES Report for Calhoun County FEBRUARY 2011

RACES/Skywarn Nets and Training		Total
2 MEETINGS	35 PEOPLE@1 HR	35
5th District meeting	2 people @2 hrs	4
4 NETS OF THREE FREQ.	97 CHECKINS@1HR.	97
Public Service Events		
Monthly siren test	16 PEOPLE@ 1 HR	16
Administration Hours		
REPORTS	1PERSON@2 HRS	2
Emergency Operations		
none		
Equipment Hours		
trailer maintenance	2 people @ 2 hrs	4
Travel Hours		
5TH DIST. MEETING	2 PEOPLE @ 2 HRS	4
Expenses- Out of Pocket		\$35.00
Travel Miles		41
Members (ARES/RACES)		35
Total Nets, Events, Sessions		9
Total Hours		156
Contributed Value		\$2,886.00

Kenneth Nierman
 KC8QNQ E-46
 City of Battle Creek and Calhoun County
 ARES/RACES/SKYWARN
 EMERGENCY COORDINATOR

SMARS Club Meeting
February 17, 2011

Category Description	2/1/11- 2/28/11
INCOME	
50 50 Dues 2011	12.00 61.00
TOTAL Dues	61.00
Hamfest Inc: Tables Tickets	 460.00 170.00
TOTAL Hamfest Inc	630.00
Interest Inc: Checking	 0.43
TOTAL Interest Inc	0.43
TOTAL INCOME	703.43
EXPENSES	
Administration: Postage	 8.80
TOTAL Administration	8.80
Feedback Postage Printing	 26.40 43.33
TOTAL Feedback	69.73
Hamfest2011: Facility Postage	 627.00 17.80
TOTAL Hamfest2011	644.80
Meetings: Refreshments	 21.33
TOTAL Meetings	21.33
TOTAL EXPENSES	744.66
TOTAL INCOME - EXPENSES	-41.23

SMARS Board Meeting
February 28, 2011

Called to Order: 5:05 PM

Officers Present: Gary N8QC Doc K8OLY John W8JRD Don W8RVT Bob AC8GL

Topics:

- Hamfest was the main discussion. Some of the items were:
 - Status of table sales and the total number of tables to rent.
 - Possibility of getting Renee KC8SLI to do PA
 - Various signs needed (including one for the elevator)
 - Needing a whiteboard for drawing postings. Might be able to borrow one.
 - Quantity of refreshments needed in reference to last year's sales.
 - Friday night dinner was OK'd. John to contact Nancy.
 - Budget for door prizes was approved. Purchase of the grand prize was approved.
 - Purchase (if needed) of cashboxes was approved.
- More discussion of combining a Fox Hunt with a club picnic this summer. One idea is to have to find the fox to know where the picnic is?
- Mailing of post cards to area current hams who are not already members of SMARS was approved with a max budget of \$85.
- Doc is willing to host CW classes.
- Don is going to setup PSK31 at Field Day.

Adjourned: 6:25 PM
Respectfully Submitted,
John Davidson W8JRD
SMARS Secretary

Called To Order: 7:00 PM

Officers Present: Gary N8QC Doc K8OLY Don W8RVT John W8JRD Bob AC8GL

Pledge of Allegiance

Introductions

Secretary's Report: approved as published in Feedback.

Treasurer's Report: approved as reported at the Club Meeting.

Committee Reports:

- ARES/RACES: March 26 weather training from 9-11 for basic and 1-3 for advanced. New radar being used.
- Hospital digital test being set up. Monthly siren tests continue. March of Dimes walk is April 30.
- Field Day: Don plans to set up a PSK31 station. New rules emphasize fun over points.
- VE Testing: Next SMARS session is February 24, 2011. There will also be a session at the Hamfest.
- Larry NS8R is looking to set up a special session here in Battle Creek.
- Technical Engineer: Everything is working fine.

Old Business:

- Code classes with Larry W8VVG are planned with sessions for newbies and some for refreshers.
- Post cards for mailing to area hams discussed. Lynn (wife of Gary KD8JBT) made up samples. The Board will discuss at the next Board meeting.

New Business:

- There should be some sort of "Get Started with Amateur Radio" flyers made up for Radio Shack. The RS on Columbia has asked for Hamfest flyers.
- There is interest in a Technician class.

Entertainment:

- John W8JRD discussed Hamfest. Doc K8OLY called for volunteers. Concessions and parking were discussed. Setup is Friday March 18 at 3. Nancy N8TIA is willing to make the setup evening meal and needs an OK.

Adjourned: 8:30 PM

Respectfully Submitted,
John Davidson W8JRD
SMARS Secretary


Out On The Town,

I went out with some friends last night and tied one on. I got really drunk!! Knowing that I was wasted, I did something that I have never done before. I took the bus home.

I arrived safe and warm, which seemed really surprising as I have never driven a bus before.

SOUTHERN MICHIGAN AMATEUR RADIO SOCIETY

FEEDBACK



MARCH 2011

SMARS
P.O. BOX 934
BATTLE CREEK MI 49016

FIRST CLASS MAIL



SMARS NETS

Before Lunch Bunch
Monday-Friday 11:30 A.M.
146.66
Sunday Evening 8:00 P.M.
146.66
Monday 8:00 P.M.
224.24
Wednesday 7:00 P.M.
443.95
Wednesday 8:00 P.M.
28.365
Saturday 8:00 P.M.
443.95

ARES/RACES/SKYWARN.NET
Monday 7:00 P.M. 147.12

ACTIVITY CALENDAR

THIS MONTH SMARS CLUB MEETING MAR 17
VE SESSION MAR 19 (HAMFEST)
HAMFEST MARSHALL MAR 19
SMARS BREAKFAST MAR 5
SMARS BOARD APR 4
B4LUNCH BUNCH LUNCH MAR 10
HAMFEST LOWELL APR 2
HAMFEST MILFORD APR 16
NEXT MONTH SMARS CLUB MEETING APR 21